

ACCESSORIES description	MODEL	NIGHT&DAY -3	NIGHT&DAY-5	NIGHT&DAY-DD3	NIGHT&DAY-6	NIGHT&DAY-8	COLORADO K4	COLORADO K6	UP&DOWN
RBT: Professional heater with thermal probe for NIGHT&DAY barriers	RBT	<input checked="" type="checkbox"/>	<input checked="" type="checkbox"/>	<input checked="" type="checkbox"/>	<input checked="" type="checkbox"/>	<input checked="" type="checkbox"/>	<input checked="" type="checkbox"/>	<input checked="" type="checkbox"/>	
RR U&D: Heater with thermal probe for UP&DOWN barriers	RR U&D								<input checked="" type="checkbox"/>
MAK-2: 2 channel metal masses detector	MAK-2	<input type="checkbox"/>	<input type="checkbox"/>	<input type="checkbox"/>	<input type="checkbox"/>	<input type="checkbox"/>	<input type="checkbox"/>	<input type="checkbox"/>	<input type="checkbox"/>
SPIRA: magnetic loop	SPIRA	<input type="checkbox"/>	<input type="checkbox"/>	<input type="checkbox"/>	<input type="checkbox"/>	<input type="checkbox"/>	<input type="checkbox"/>	<input type="checkbox"/>	<input type="checkbox"/>
FS2: Two additional limit-switch	FS2	<input type="checkbox"/>	<input type="checkbox"/>	<input type="checkbox"/>	<input type="checkbox"/>	<input type="checkbox"/>	<input type="checkbox"/>	<input type="checkbox"/>	<input type="checkbox"/>
DIMA: UP&DOWN zinc plated fastening template	DIMA								<input type="checkbox"/>
BL-SMALL: Alluminium bar, small size profile, with O&O stickers and rubber sheath applied	BL-SMALL	<input type="checkbox"/>	<input type="checkbox"/>				<input type="checkbox"/>		<input type="checkbox"/>
BL-LARGE: Alluminium bar, round profile Ø 92 mm, with O&O stickers and rubber sheath applied	BL-LARGE				<input type="checkbox"/>	<input type="checkbox"/>		<input type="checkbox"/>	
BL-SN: Articulated arm kit for BL-SMALL bars	BL-SN	<input checked="" type="checkbox"/>	<input checked="" type="checkbox"/>						<input checked="" type="checkbox"/>
BL-FR: Kit for horizontal fracture arm system for BL-SMALL bars	BL-FR	<input checked="" type="checkbox"/>	<input checked="" type="checkbox"/>	<input checked="" type="checkbox"/>			<input checked="" type="checkbox"/>		
RS/A: Alluminium bar racket	RS/A				<input checked="" type="checkbox"/>			<input checked="" type="checkbox"/>	
PP: Movable boom rest rod	PP				<input checked="" type="checkbox"/>	<input checked="" type="checkbox"/>	<input checked="" type="checkbox"/>	<input checked="" type="checkbox"/>	
FR: Regolable bar rest fork	FR		<input type="checkbox"/>		<input type="checkbox"/>	<input type="checkbox"/>		<input type="checkbox"/>	
KIT-LIGHT: Light bars kit to mount for BL-SMALL and BL-LARGE	KIT-LIGHT	<input type="checkbox"/>	<input type="checkbox"/>	<input type="checkbox"/>	<input type="checkbox"/>	<input type="checkbox"/>	<input type="checkbox"/>	<input type="checkbox"/>	<input type="checkbox"/>
KIT-GOM: Protection rubber Kit to mount for BL-SMALL and BL-LARGE	KIT-GOM	<input type="checkbox"/>	<input type="checkbox"/>	<input type="checkbox"/>	<input type="checkbox"/>	<input type="checkbox"/>	<input type="checkbox"/>	<input type="checkbox"/>	<input type="checkbox"/>
		AVAILABLE <input type="checkbox"/>			TO BE REQUEST AT ORDER TIME				<input type="checkbox"/>

•For bar lengths other than those listed or for special versions, please contact our sales department.

035502 Vers.3 GB



Retailer / Installer - Partner



O&O s.r.l
Via Europa, 2
42015 CORREGGIO (RE) Italy
tel. +39 0522 74 01 11
fax +39 0522 63 12 90
e-mail oeo@oeo.it



www.oeo.it
Visit our web site and check all our products features

AUTOMATIC BARRIERS RANGE



safety & quality
at your service



MOD. NIGHT & DAY-3 MOD. NIGHT & DAY-5 BARRIERS NIGHT & DAY-3 (FOR HIGHWAYS, TELEPASS USE AND PARKING LOTS)

In a simple and robust mechanical works a strong and reliable empowered to make thousands of operations per day (in the severe climatic conditions) that can also play Telepass work demonstrating a strength and a resistance of materials to say the least exceptional. Also underwent tests of 40.000 day operations, showing a strength and a resistance of materials to say the least exceptional. Surface treatments conducted in accordance with industry stan

NIGHT & DAY 5 (SUITABLE FOR MEDIUM - WIDE TRANSIT)
Is certainly a barrier suitable for medium-wide transit (5 m x 3.8"), authorized to perform thousands of daily operations calmly and in awareness of owning a motor much more robust than to play. For this reason may even exceed the technical indicated.



	NIGHT & DAY-3	NIGHT & DAY-5
SUPPLY VOLTAGE	230V±10% 50/60 Hz	230V±10% 50/60 Hz
HAND MANOEUVRE	Inside the structure	Inside the structure
CONTROL UNIT	Built-in mod. ARX 246	Built-in mod. ARX 246
WORK TYPE	10.000 Day maneuvers	5.000 Day maneuvers
OPENING TIME	1,7"	3,8"
SAFETY AT IMPACT	Reversing in closing	Reversing in closing
BAR LENGTH	3 m	5 m
WORKING TEMPERATURE	-30° C +60° C	-30° C +60° C
MOVEMENT	With slowdown limit	With slowdown limit
PROTECTION LEVEL	IP 65	IP 65
COLOR	Red RAL 3002 rough finish or colors on request	Red RAL 3002 rough finish or colors on request

BARRIER MOD.NIGHT & DAY- DD3

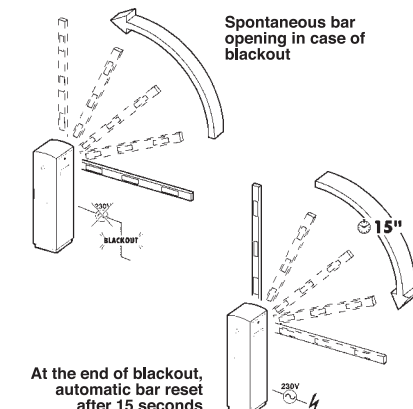
(SUITABLE FOR SENSITIVE SITES SUCH AS HOSPITALS, POLICE AND FIREFIGHTERS)

MANUALLY OPERATED SPONTANEOUSLY IN CASE OF BLACK-OUT

To always give a better service and more opportunities, we created a barrier called DD3, able to stand up spontaneously in case of blackout, without the help of rescuers elective. It is likely, therefore, in all public areas in which, for various needs, you cannot wait for someone looking for a key to perform the manual operation of emergency where, in case of blackouts, the spontaneous opening of the bar can be avoided waste vital time.



SUPPLY VOLTAGE	230V±10% 50/60 Hz
HAND MANOEUVRE	Spontaneous
CONTROL UNIT	Built-in mod. ARX 246 dd3
WORK TYPE	10.000 Day maneuvers
OPENING TIME	1,7"
SAFETY AT IMPACT	Reversing in closing
BAR LENGTH	3 m
WORKING TEMPERATURE	-30° C +60° C
MOVEMENT	With slowdown limit
PROTECTION LEVEL	IP 65
COLOR	Red RAL 3002 rough finish or colors on request



BARRIERS MOD.NIGHT & DAY-6 MOD.NIGHT & DAY-8

NIGHT&DAY-6 (SUITABLE FOR VERY FAST AND LOOSE TRANSIT)

NIGHT&DAY-6 embodies the experience of 40 years of work in large transits managing. It can lead bars up to 6 m in length which start in 8 seconds. Thus, simple construction and technology that make it definitely very reliable.

NIGHT&DAY-8 (SUITABLE FOR VERY FAST AND LOOSE TRANSIT)

NIGHT&DAY-8 is the largest of our barriers, using the same NIGHT&DAY-6 mechanical but differs in some details that allow the bar, which can be up to 8m long, a very marked slowdown, in closing, and certainly without any oscillation effect .



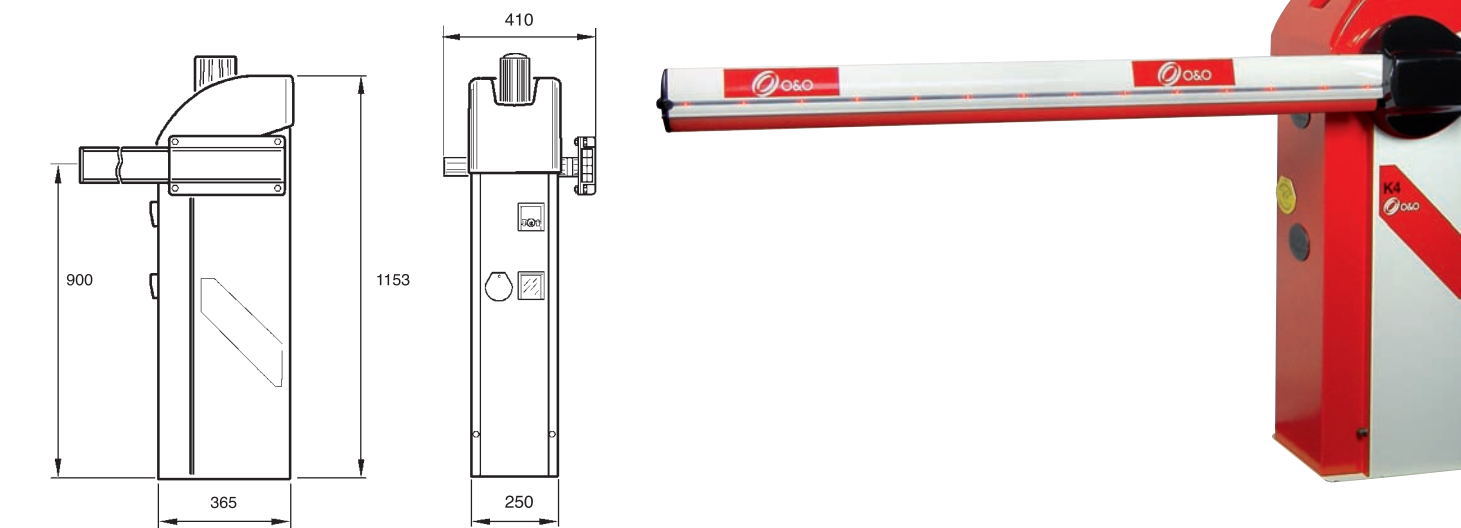
	NIGHT & DAY - 6	NIGHT & DAY - 8
SUPPLY VOLTAGE	230V±10% 50/60 Hz	230V±10% 50/60 Hz
HAND MANOEUVRE	Inside the structure	Inside the structure
CONTROL UNIT	Built-in mod. ARX 246	Built-in mod. ARX 246
WORK TYPE	2.000 Day maneuvers	2.000 Day maneuvers
OPENING TIME	8"	8"
SAFETY AT IMPACT	Reversing in closing	Reversing in closing
BAR LENGTH	6 m (Ø 92x2)	8 m (Ø 92x2)
WORKING TEMPERATURE	-30° C +60° C	-30° C +60° C
MOVEMENT	With slowdown limit	With slowdown limit
PROTECTION LEVEL	IP 65	IP 65
COLOR	Red RAL 3002 rough finish or colors on request	Red RAL 3002 rough finish or colors on request

COLORADO MOD.K4 MOD.K6 BARRIERS

(K4: SUITABLE FOR WIDE MIDDLE PASSAGE)

(K6: SUITABLE FOR LOOSE PASSAGES AND CONDOMINIUM USE)

Is a successful union between very striking elegance and the right proportion of forms that show, so pleasant, the robustness of the structure. Inside is housed a suitable mechanism to condominium use. Contains a device other than safety, especially when closing (according to EN12453) required for passages mixed. Even the colors combination contributes to the beauty of this barrier whose design certainly does not pass unnoticed.

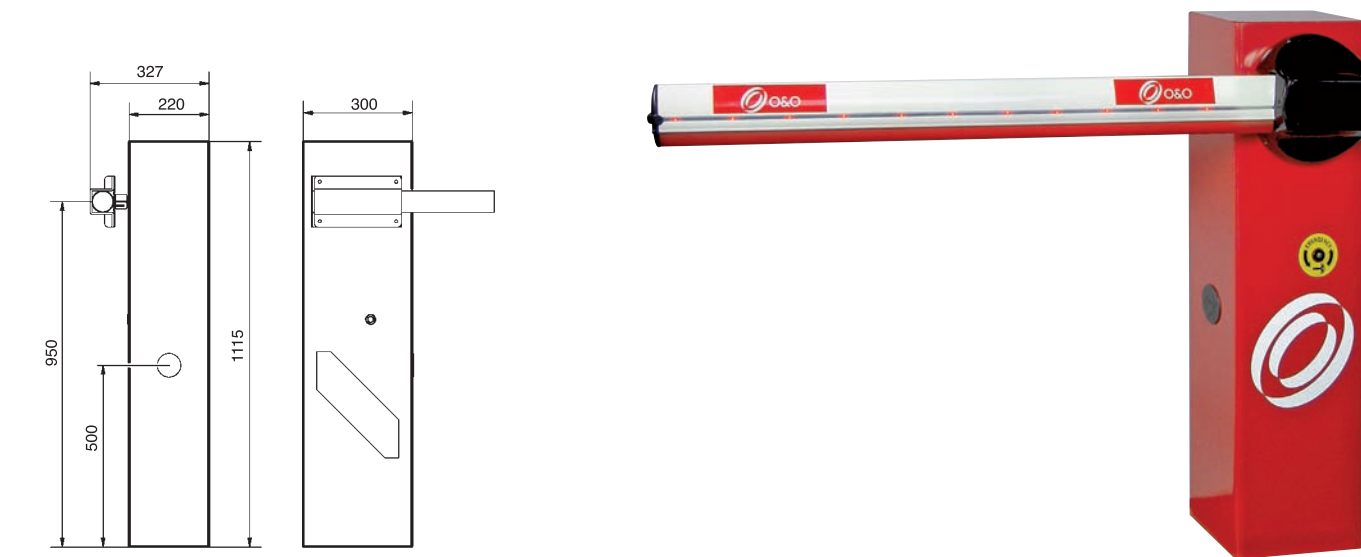


	K4	K6
SUPPLY VOLTAGE	230V±10% 50/60 Hz	230V±10% 50/60 Hz
HAND MANOEUVRE	External by key	External by key
CONTROL UNIT	Built-in mod. BSX - BR	Built-in mod. BSX - BR
WORK TYPE	1.000 Day maneuvers	1.000 Day maneuvers
OPENING TIME	7"	14"
SAFETY AT IMPACT	Reversing in closing	Reversing in closing
BAR LENGTH	4 m	6 m
WORKING TEMPERATURE	-20° C +60° C	-20° C +60° C
MOVEMENT	With slowdown limit	With slowdown limit
PROTECTION LEVEL	IP 64	IP 64
COLOR	Red RAL 3002 rough finish and gray (RAL 7035)	Red RAL 3002 rough finish and gray (RAL 7035)

MOD.UP&DOWN BARRIER

(SUITABLE FOR MIDDLE-FAST PASSAGES TO COLLECTIVE USE AND SMALL CAR PARKS)

Small, stylized, simple, cheap and innovative. The barrier is driven by a 24V motor controlled by a specially dedicated unit, which tracks the movement, speed, acceleration, such as slowdowns and performs self-learning whenever power failure. Contains a device suitable for security, especially closing during (according to EN12453 regulations) required for passages mixed. The simplicity of the shape fits perfectly in any environment.



SUPPLY VOLTAGE	230V±10% 50/60 Hz
OPERATING VOLTAGE	24V dc
HAND MANOEUVRE	External by key
CONTROL UNIT	Built-in mod. Log-BT
WORK TYPE	1.000 Day maneuvers
OPENING TIME	Da 3" a 8"
SAFETY AT IMPACT	Reversing in closing -Arrest of the motion in opening
BAR LENGTH	2,50±4 m
WORKING TEMPERATURE	-20° C +60° C
MOVEMENT	Electronic accelerazioni and rallentamenti
PROTECTION LEVEL	IP 64
COLOR	Red RAL 3002 rough finish